

## Welcome to the first issue of The Power of Adobe Acrobat!

This newsletter will show you how you can move beyond PDF creation, and learn about the powerful features [Adobe Acrobat](#) has to offer. Each issue will feature a tip or technique submitted by an industry expert. [Subscribe today](#) so you won't miss a single issue.

### TIPS & TECHNIQUES

#### Use Acrobat for protecting any file on your computer to help prevent unauthorized access.


Provided by Ted Padova, author, speaker and authority on Adobe Acrobat.

#### Here's how:

1. **Open** a PDF document in Acrobat Standard or Acrobat Professional.
2. Go to Tools > Advanced Commenting > Attach. **Click** Attach File Tool to place an attachment in the document.
3. Browse your computer for the file you would like to attach (any file format will do), **choose** the file, and **click** Select.
4. **Click** on Secure and **select** Restrict Opening and Editing.
5. **Select** the Require a password to open the document and **type** a password.
6. **Save** the file.
7. The PDF and the attached file are now protected from unauthorized access. You can now easily **email** the PDF.

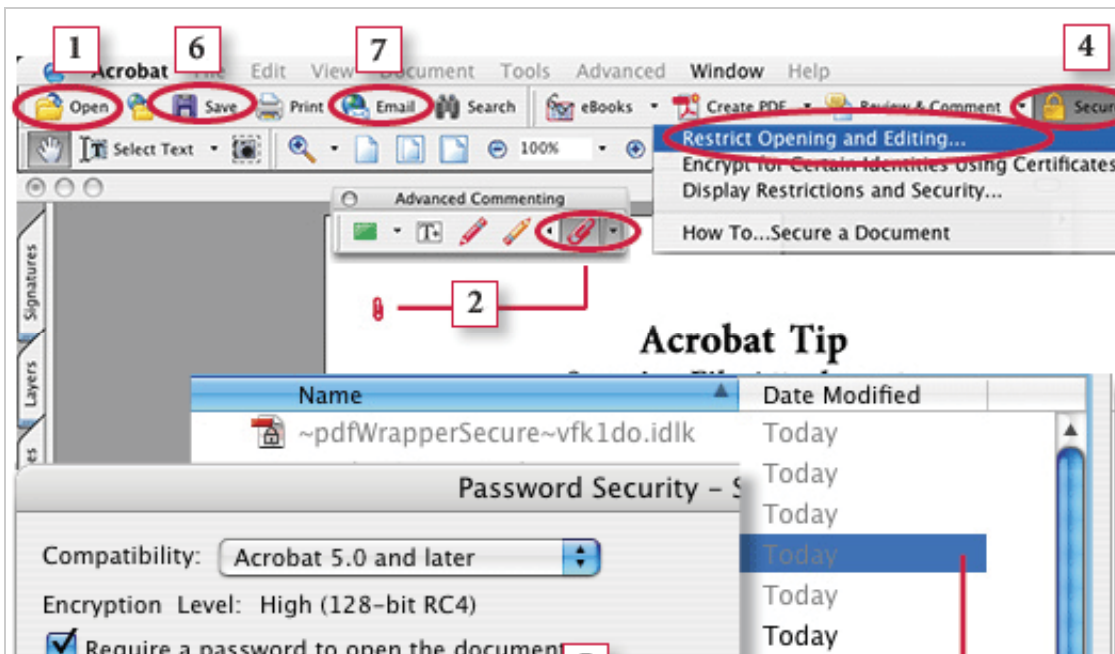
### RESOURCES

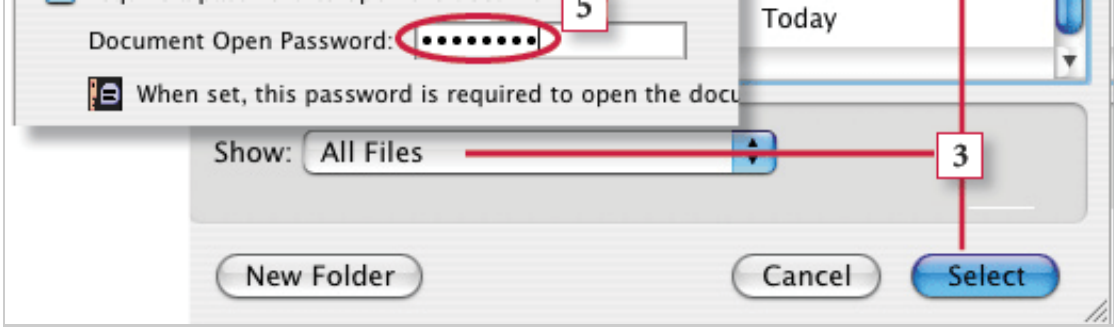
**Adobe Acrobat 6 PDF Bible** Check out this [book](#) by Ted Padova and Sarah Rosenbaum.



#### About the book:

One of the most authoritative and comprehensive books on Adobe Acrobat and PDF by a leading Acrobat guru.





\*©2004 Adobe Systems Incorporated. All rights reserved. Adobe, the Adobe logo, and Acrobat are either registered trademarks or trademarks of Adobe Systems Incorporated in the United States and/or other countries. All other trademarks are the property of their respective owners.

Adobe Systems Incorporated, 345 Park Avenue, San Jose, CA 95110  
www.adobe.com

